



Scissortail District Roundtable



Bill Hensley
Roundtable Commissioner
23 May 2024

Prepared. For Life.®



Welcome to Roundtable

Pledge of Allegiance

Scout Oath

Scout Law

Outdoor Code

As an American, I will do my best to be clean in my outdoor manners, be careful with fire, be considerate in the outdoors, and be conservation minded.

Prepared. For Life.®





Hot Topics

Pack Fall Preparation

Introduction To Leadership Skills for Troops (ILST)

Prepared. For Life.®





Safety Moment – Homesickness

With longer-term summer camps coming up, Scouts will have increased chances of homesickness

While younger Scouts are more likely to experience this, older Scouts can also

Can be manifested as mild depression, anxiety, becoming withdrawn, or misbehavior

Prepared. For Life.®



Safety Moment – Homesickness

Especially for newer campers who haven't been away from parents, home, and friends much

Pre-camp mitigations

Go to the camp and explore, or have a presentation about the camp and its highlights

Have Scouts involved in planning

Prepared. For Life.®



Safety Moment – Homesickness

Pre-camp mitigations

Talk about the camp day so all Scouts know what to expect

At camp

Re-emphasize the camp day

Try to have Scouts tenting with others their own age, or are already friends

Prepared. For Life.®





Safety Moment – Homesickness

At camp

Promote Scouts writing a letter home

Keep 'em busy! But not to the point of exhaustion

Encourage your SPL to have fun gatherings at the end of each day to talk about the camp day



Safety Moment – Homesickness

At camp

Be available

Recognize Scouts for small acts of kindness, teamwork, or accomplishment

If the last resort is a call home, try to talk to the parent before to ask they be supportive and positive

Prepared. For Life.®





Upcoming Training

Wood Badge – 5-7 and 27-28 September


**Introduction to Outdoor Leader Skills (IOLS), 24-25
August, JNSR**

Prepared. For Life.®



Recognition Corner

Historic Trails Award All units



Earned individually, working as a unit

Unit participates in a historic activity

Prepared. For Life.®



Recognition Corner – Historic Trails Award

1. Locate a historic trail or site and learn about it

What counts?

Historic observance

Pageant or play or re-enactment

Monument dedication

Hike an historic trail

Anything that is interpretive history

Prepared. For Life.®





Recognition Corner – Historic Trails Award

What trails?

BSA list: **Bartlesville Historic Trail**
Chisholm Trail
Pea Ridge (AR)

Others: **Honey Springs**
Trail of Tears
Butterfield (AR)

Prepared. For Life.®





Recognition Corner – Historic Trails Award

What trails or sites?

Others:

- Tribal museums**
- Washita Battlefield**
- Fort Washita**
- Fort Gibson**
- Edmond Historical Society**
- OKC Bombing Museum**

Prepared. For Life.®





Recognition Corner – Historic Trails Award

What trails or sites?

Others:

- Oklahoma History Center**
- Sam Noble Museum**
- National Western Heritage Museum**
- Territorial Museum**
- Fort Sill**
- Sequoyah's Cabin**

Prepared. For Life.®





Recognition Corner – Historic Trails Award

2. Visit the site or trail

Camp two days and one night at or near the site or trail

**Hike the trail or one nearby,
and/or visit the site**

Prepared. For Life.®





Recognition Corner – Historic Trails Award

3. Participate in something...

Observance, pageant, dedication, reenactment, or ?????

3. Or carry out a project in cooperation with the site or trail

Cleaning, plaque, trail marking, interpretive signs, audio tour, or ?????

Prepared. For Life.®





Recognition Corner – Historic Trails Award

The site and project requirements seem pretty wide open


Camping nearby and visiting most sites seem straightforward

Help your Scouts be creative when pursuing this award

Prepared. For Life.®



Recognition Corner – Historic Trails Award



Prepared. For Life.®



Pack Planning For Fall

New Cub program starts 01 June

Each Rank is Adventure-based

Cubs do Bobcat Adventure first for each rank

Five required Adventures

Two elective Adventures

Prepared. For Life.®



Pack Planning For Fall

Fall starts with SUMMER!

Summertime Fun Adventure(s)

Each Cub participates in three Scout activities between May and August

Can be any activity that is Pack-approved

Three Pack meetings, or swim day, or cookout at park, or visit a fire station, or...

Prepared. For Life.®



Pack Planning For Fall

Summertime Fun Adventure activities specifically include summer camps, both day camps and residence camps

Activities are counted for individual Cubs, so are not dependent on other Cubs attending or the Pack as a whole being there

Prepared. For Life.®





Pack Planning For Fall

Bobcat Adventure – all ranks
First Adventure to be earned

Focus on character

Age-appropriate

Prepared. For Life.®



Pack Planning For Fall

Lions Bobcat Adventure

1. Get to know the members of your den.
2. Have your adult partner or den leader read the Scout Law to you.
Demonstrate your understanding of being friendly.
3. Share with your adult partner, during a den meeting or at home, a time when you have demonstrated the Cub Scout motto “Do Your Best.”
4. At home, with your parent or legal guardian do the activities in the booklet “How to Protect Your Children from Child Abuse: A Parent’s Guide.”

Prepared. For Life.®





Pack Planning For Fall

Bears Bobcat Adventure

1. Get to know members of your den.
2. Recite the Scout Oath and Scout Law with your den and den leader.
3. Learn about the Scout Oath. Identify the three points of the Scout Oath.
4. With your den Create a Den Code of Conduct.
5. Learn about the Denner position and responsibilities.

Prepared. For Life.®





Pack Planning For Fall

Bears Bobcat Adventure (continued)

6. Demonstrate the Cub Scout sign, Cub Scout salute, and Cub Scout handshake. Show how each are used.
7. Share with your den, or family, a time when you demonstrated the Cub Scout motto “Do Your Best.” Explain why it is important to do your best.
8. At home, with your parent or legal guardian, do the activities in the booklet “How to Protect Your Children from Child Abuse: A Parent’s Guide.”

Prepared. For Life.®





Pack Planning For Fall

AOLs Bobcat Adventure

1. Learn about the patrol method and discuss the benefits.
2. Choose a Patrol name and elect a patrol leader.
3. Make a patrol flag that includes everyone's name.
4. Recite the Scout Oath and Scout Law with your patrol.
5. With your patrol develop a Code of Conduct.

Prepared. For Life.®





Pack Planning For Fall

AOLs Bobcat Adventure (continued)

6. Demonstrate the Scouts BSA sign, salute, and handshake. Show how each is used.
7. With your patrol or with your parent/legal guardian, visit a Scouts BSA Troop.
8. At home, with your parent or legal guardian, do the activities in the booklet “How to Protect Your Children from Child Abuse: A Parent’s Guide.”

Prepared. For Life.®





Pack Planning For Fall

Required Adventures – different names, same themes

Outdoors

Personal Fitness

Citizenship

Safety

Family and Reverence

Activities for required adventures are common where possible

Prepared. For Life.®





Pack Planning For Fall

2024-2025 Cub Scout Badges of Rank Requirements

The Bobcat Adventure is designed to be the first required Adventure.
Each badge of rank is earned by completing six required and two elective Adventures.
The six required Adventures are focused on the aims and focus areas of the BSA.

 LION Kindergarten	 TIGER 1 st Grade	 WOLF 2 ND Grade	 BEAR 3 RD Grade	 WEBELOS 4 TH Grade	 ARROW OF LIGHT 5 TH Grade
 BOBCAT Character/Leadership  MOUNTAIN LION Outdoors  FUN ON THE RUN Personal Fitness  KING OF THE JUNGLE Citizenship  LION ROAR Personal Safety  LION'S PRIDE Family/Reverence	 BOBCAT Character/Leadership  TIGERS IN THE WILD Outdoors  TIGER BITES Personal Fitness  TEAM TIGER Citizenship  TIGER ROAR Personal Safety  TIGER CIRCLES Family/Reverence	 BOBCAT Character/Leadership  PAWS ON THE PATH Outdoors  RUNNING WITH THE PACK Personal Fitness  COUNCIL FIRE Citizenship  SAFETY IN NUMBERS Personal Safety  FOOTSTEPS Family/Reverence	 BOBCAT Character/Leadership  BEAR HABITAT Outdoors  BEAR STRONG Personal Fitness  PAWS FOR ACTION Citizenship  STANDING TALL Personal Safety  FELLOWSHIP Family/Reverence	 BOBCAT Character/Leadership  WEBELOS WALKABOUT Outdoors  STRONGER, FASTER, HIGHER Personal Fitness  MY COMMUNITY Citizenship  MY SAFETY Safety/First Aid  MY FAMILY Family/Reverence	 BOBCAT Character/Leadership  OUTDOOR ADVENTURER Outdoors  PERSONAL FITNESS Personal Fitness  CITIZENSHIP Citizenship  FIRST AID Safety/First Aid  DUTY TO GOD Family/Reverence
2 Elective Adventures	2 Elective Adventures	2 Elective Adventures	2 Elective Adventures	2 Elective Adventures	2 Elective Adventures

Autoplay is off

AO

Prepared. For Life.®



Pack Planning For Fall

Outdoors example

Lion – 20 minute walk outdoors

Tiger – same

Wolf – 30 minutes, describe animals in the area

Bear – 1 mile, describe animals, LNT

Webelos – 2 miles, buddy system, what to do if lost

Prepared. For Life.®





Pack Planning For Fall

Elective Adventures

Two needed to earn rank

Many traditional Pack activities are now an Adventure

Adventures are simplified

Prepared. For Life.®





Pack Planning For Fall

Traditional Pack activities are now Elective Adventures

Pinewood Derby

Fishing

Cycling

Swimming

Camping

Conservation

Age appropriate

Prepared. For Life.®





Pack Planning For Fall

Each Rank has a number of elective Adventures

Lion – 16

Tiger – 20

Wolf – 20

Bear – 20

Webelos – 20

AOL - 16

Age appropriate

Prepared. For Life.®





Pack Planning For Fall

A number of common electives across ranks

Summertime Fun

Archery, Slingshots, BB Guns (Tiger+)

Camping

STEM

Knife safety

Prepared. For Life.®





Pack Planning For Fall

Adventures are simplified; old Code of the Wolf:

ELECTIVE ADVENTURE

Complete the following requirements.

1. Complete two of the following:

- A. With the members of your den or family, make a game with simple materials that requires math to keep score.
- B. Play a game of "Go Fish for 10s."
- C. Do five activities at home, at school, or in your den that use mathematics, and then explain to your den how you used everyday math.
- D. Make a rekenrek with two rows, and show your den leader or other adult how you would represent the numbers 4, 6, 9, and 14.
- E. Make a rain gauge or some other measuring device, and use it.

2. Complete one of the following:

- A. With other members of your den or family, identify three different types of shapes that you see in nature.
- B. With other members of your den or family, identify two shapes you can see in the construction of bridges.
- C. Select a single shape or figure. Observe the world around you for at least a week, and write down where you see this shape or figure and how it is used.

3. Complete one of the following:

- A. With your den, find something that comes with many small, colored items in one package. Count the number of items of each color in your package. Keep track of each color. Then:
 - i. Draw a graph showing the number of items of each color.

ii. Determine what the most common color is.

iii. Compare your results to those of the other Scouts.

iv. Predict how many items of each color you will find in one more package.

v. Decide if your prediction was close.

B. With your den or family, measure the height of everyone in the group and see who takes more steps to walk 100 feet.

C. Have each member of your den shoot a basketball. Count the number of shots it takes for each Scout to sink five baskets. Make a graph that shows how successful your den was. Your graph should show each group that needed 5, 6-10, 11-15, 16-20, and more than 20 tries to sink their shots.

4. Complete one of the following:

A. Use a secret code using numbers to send a message to one of your den members or your den leader. Have that person send a message back to you. Be sure you both use the same code.

B. Send a message to another member of your den or your den leader using the pig pen code or another code that changes letters into special shapes.

C. Practice using a code stick to create and decode a message.

AB

Prepared. For Life.®





Pack Planning For Fall

New Code of the Wolf:

From 20 to 4 requirements

Updated Code of the Wolf Requirements

1. Create a secret code. Send a message to a member of your den or family. Have that person send a message back to you using the same secret code.
2. Build and play a game that requires the use of codes or patterns.
3. Select a single shape. Observe the environment around you. Write down where you see that shape and how it is being used.
4. Using a package that contains a number of different colored items, discover the most common color.

AB

Prepared. For Life.®





Pack Planning For Fall

Webelos notes

Don't do AOL Elective Adventures

Choose Webelos Elective Adventures

Start working on AOL rank at completion of 4th grade

AOL notes

Troop visit required for Bobcat (early)

Crossover target Jan-Mar (prep for summer camp)


Prepared. For Life.®





Pack Planning For Fall

If a Cub earns their religious emblem, that automatically earns them the Family and Reverence Adventure



Prepared. For Life.®



Pack Planning For Fall



Prepared. For Life.®



Intro to Leadership Skills for Troops (ILST)

What is ILST?

ILST is similar to the training for SMs

Troop structure and organization

Adult and youth roles

The Committee

Leadership methods

Prepared. For Life.®





Intro to Leadership Skills for Troops (ILST)

Who should take ILST?

At a minimum, the SPL and ASPL
Patrol Leaders and other interested youth

If possible, have SPL/ASPL take before assuming
office



Intro to Leadership Skills for Troops (ILST)

What's the scope of ILST?

3 modules, each 60-90 min long

Module 1: Troop Organization

Module 2: Tools of Leadership

Module 3: Leadership and Teamwork

Prepared. For Life.®





Intro to Leadership Skills for Troops (ILST)

Who teaches ILST?

Should be the SM or ASM who have completed their training, and have some experience

When?

Before Scouts attend NYLT

After elections

Prepared. For Life.®





Intro to Leadership Skills for Troops (ILST)

How?

Ideally, a couple blocks over a day, during a campout, or a lock-in

Can also do as a single block

Curriculum is in the ILST Facilitator Guide, a downloadable PDF

Prepared. For Life.®





Intro to Leadership Skills for Troops (ILST)

Summary

ILST gives Scouts a perspective of how the Troop delivers the Scouting program

Provides tools in the path to leadership development

Is a prerequisite for NYLT

Prepared. For Life.®





Intro to Leadership Skills for Troops (ILST)

Scouts who complete ILST are considered trained, and entitled to wear the Trained patch



Prepared. For Life.®



Questions and Open Discussion



Scouting America™

Prepared. For Life.®

